

Nufarm
Prosedge[®]
 Selective Herbicide²








Stop Nutsedge in its Tracks with Nufarm Prosedge[®] Selective Herbicide².

Sedges are some of the most troublesome weeds found in lawns and other turfgrass: unlike most weeds, they are not controlled with applications of traditional grass or broadleaf herbicides. Nufarm Prosedge[®] Selective Herbicide² offers selective post-emergent control of sedges in turf and around woody ornamentals in landscaped areas.

FORMULATED FOR NUTSEdge CONTROL

- Excellent control of yellow and purple nutsedge and horsetail
- Kyllinga suppression
- Easy-to-use water-soluble formulation
- Rainfast 4 hours after spraying
- Registered for use on numerous cool- and warm-season grasses

EPA REG. NO.	228-711
ACTIVE INGR.	halosulfuron-methyl (75.0%)
FORMULATION	water-soluble granule
CHEM. FAMILY	sulfonylurea
HRAC NO.	2
SIGNAL WORD	caution
RESTRICTED	no
PACKAGE SIZE	30 x 0.9 gm water-soluble packet, 10 x 1.33 oz bottle

-  RESIDENTIAL
-  COMMERCIAL
-  TURF
-  LANDSCAPE ORNAMENTALS
-  GOLF TURF
-  POST-EMERGE
-  SOD FARMS



Grow a better tomorrow.

Nufarm
Proseedge®
 Selective Herbicide²

KEY USES

Turfgrasses (*established lawns, ornamental turfgrass, landscaped areas, commercial and residential turfgrass*)

Non-crop sites (*including airports, cemeteries, fallow areas, golf courses, landscaped areas, public recreation areas, rights-of-way, etc.*)

KEY WEEDS CONTROLLED

(*See product label for complete list*)

Horsetail

Purple nutsedge

Yellow nutsedge

USE SUMMARY

FOR POST-EMERGENT CONTROL OF PURPLE OR YELLOW NUTSEDGE

For post-emergent control of purple or yellow nutsedge found in established turfgrass, apply 2/3 to 1 1/3 ounces by weight /A after nutsedge has reached the 3 to 8 leaf stage of growth.

If a second treatment is required, apply 6 to 10 weeks after the initial treatment. As a sequential treatment, when new purple or yellow nutsedge plants have reached the 3 to 8 leaf stage of growth, apply 2/3 to 1 1/3 ounces by weight /A.

Use 0.25 to 0.5% nonionic surfactant, or 1 to 2 quarts per 100 gallons broadcast, or 2 teaspoons (1/3 fl oz) per gallon spot treatment.

When applied as directed, the following established turfgrasses are tolerant to application of this product:

Cool-season grasses: creeping bentgrass, fine fescue, Kentucky bluegrass, perennial ryegrass, tall fescue

Warm-season grasses: bahiagrass, bermudagrass, centipedegrass, kikuyugrass, seashore paspalum, St. Augustinegrass, zoysiagrass

FOR POST-EMERGENT CONTROL OF HORSETAIL

For post-emergent control of horsetail (*Equisetum arvense*) in roadsides, rights-of-way, tank farms, lumber yards, fuel storage areas, fallow land and fence rows, apply 2 2/3 ounces/A or 0.06 ounces (1.8 grams) per 1,000 square feet after horsetail has leafed out.

See label for complete directions for use.

