

# Cool Power®








## Heat Up Weed Control in Cool Weather Conditions.

Designed specifically for cool weather conditions, the premium ester formulation in Cool Power® is ideal for winter weed control, dormant warm season turf and early season applications in transition zones and cool season climates. By combining three powerful herbicides, Cool Power provides effective post-emergent control of dandelions, chickweeds, plantains, oxalis, spurge and a wide range of broadleaf weeds.

### PREMIUM COOL WEATHER WEED CONTROL

- Premium ester formulation for cool-weather weed control
- Can be used in 2,4-D sensitive areas
- Maximum weed control power in early spring and fall extends spray season
- Contains triclopyr to control hard-to-kill weeds like ground ivy and wild violet
- Can be used for spot treatment under warmer conditions
- Tank-mix compatible with most liquid fertilizers and iron\*  
\*Compatibility test required

<b>EPA REG. NO.</b>	228-317
<b>ACTIVE INGR.</b>	MCPA (56.14%), triclopyr (5.0%), dicamba (3.6%)
<b>FORMULATION</b>	liquid
<b>CHEM. FAMILY</b>	phenoxy, pyridine, benzoic acid
<b>HRAC NO.</b>	4
<b>SIGNAL WORD</b>	caution
<b>RESTRICTED</b>	no
<b>PACKAGE SIZE</b>	2 x 2.5 gal, 30 gal

-  RESIDENTIAL
-  COMMERCIAL
-  TURF
-  GOLF TURF
-  POST-EMERGE



Grow a better tomorrow.



# Cool Power®

## KEY USES

Cemeteries  
 Golf courses (*fairways, aprons, tees and roughs*)  
 Lawns  
 Non-crop areas  
 Turf (*not pasture*)  
 Parks

## KEY WEEDS CONTROLLED

(See product label for complete list)

Black medic  
 Buckhorn  
 Chickweed  
 Clover  
 Dandelion  
 Dock  
 English daisy  
 Florida pusley  
 Ground ivy  
 Healall  
 Henbit  
 Knotweed  
 Kochia  
 Lespedeza  
 Mallow  
 Morningglory  
 Oxalis  
 Pigweed  
 Plantain  
 Ragweed  
 Sowthistle  
 Spurge  
 Thistle  
 Toadflax  
 Veronica  
 Wild geranium  
 Wild violet  
 Woodsorrel  
 Yarrow

## USE SUMMARY

### ORNAMENTAL LAWNS AND TURF

Apply Cool Power® Selective Herbicide at the rate of 2-1/2 to 3-1/2 pints in 20 to 240 gallons of water per acre (0.91 to 1.29 fluid ounces in 1/2 to 55 gallons of water per 1,000 square feet) to control weeds growing in turf planted to bluegrass, fescue, rye, bent (excluding golf greens and tees), bahia, bermuda, and zoysia.

When treating warm season turf that is completely dormant, the higher rates may be used. When treating warm season turf that is actively growing, use a lower rate. Avoid applications to warm season turf during transition from dormancy to green-up or green-up to dormancy.

**Herbi® Controlled Droplet Applicator:** Add 1-2/3 to 2-1/2 pints of Cool Power to the 5 pint Herbi bottle, then fill with water to make 5 pints of mixture or substitute 1/2 pint of a surfactant for water while agitating the solution.

While walking at approximately 1 pace (3 feet) per second, spray entire contents over 33,000 square feet (3/4 of an acre). Do not overlap (double coverage) at edge of spray patterns. Reduced rates (use 1/2 of rate shown above) of Cool Power must be applied when grass is stressed from heat, drought, etc.

**Controlled Droplet Applicators - (CDA), Atomizers, and Spinning Disk Applicators:** Use Cool Power at 2-1/2 to 3-1/2 pints per acre (0.9 to 1.25 fluid ounces per 1,000 square feet) in sufficient water to assure coverage (1 to 4 gallons of water per acre is normal for this type of equipment).

NOTE: For all grasses (1) Do not overlap spray patterns; (2) Use reduced rates if grass is stressed from heat, drought, etc.; and (3) Follow CDA equipment spray instructions.

### OTHER NON-CROP AREAS

**Roadsides (Including Aprons and Guard Rails), Rights-of-Way, and Other Similar Non-Crop Areas:** For the control of broadleaf weeds, mix at a rate of 1/4 to 3/4 gallon of Cool Power per 50 to 300 gallons of water. This mixture will cover 43,500 square feet. Thoroughly saturate all weeds with spray mixture. Apply any time between the time when plants come into full leaf (Spring) to when the plants begin to go dormant. Best results are obtained when weeds are young and actively growing. Do not cut weeds until herbicide has translocated throughout the plant causing root death. For small broadleaf weeds, use the lower rate. Heavy, dense stands require the higher rate of 3 ounces of Cool Power per gallon of water and spray to thoroughly wet all foliage.

*See label for complete directions for use.*



[www.nufarm.com/us](http://www.nufarm.com/us)

For specific application rates, directions, mixing instructions and precautions, read the product label. Please visit [www.nufarm.com/us](http://www.nufarm.com/us) to download a full label.

©2015 Nufarm. Important: Always read and follow label instructions. Cool Power® is a trademark of Nufarm. Herbi® is a trademark of Micron Sprayers Limited Corporation.

15-T0-0012